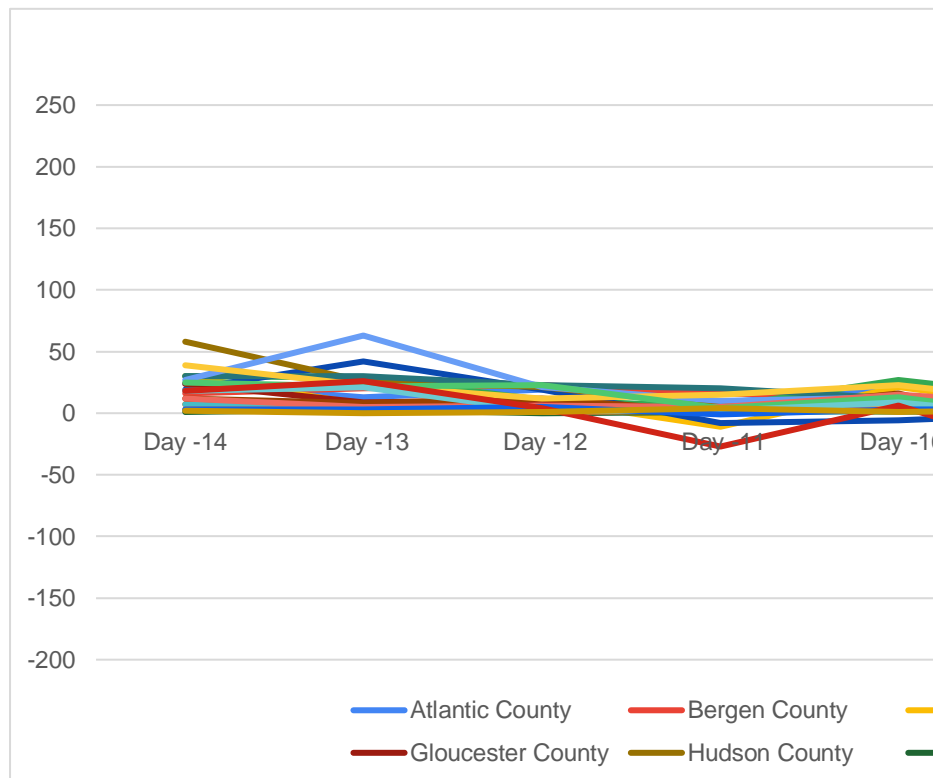


County	Day -14	Day -13	Day -12
Atlantic County	24	13	19
Bergen County	16	20	23
Burlington County	30	7	11
Camden County	30	29	11
Cape May County	7	4	3
Cumberland County	7	5	4
Essex County	19	42	19
Gloucester County	24	9	11
Hudson County	58	26	21
Hunterdon County	1	3	0
Mercer County	12	8	12
Middlesex County	30	30	23
Monmouth County	27	63	21
Morris County	12	5	6
Ocean County	39	23	12
Passaic County	25	22	23
Salem County	3	3	1
Somerset County	18	21	2
Sussex County	3	3	5
Union County	18	26	4
Warren County	2	0	1

[Source: Johns Hopkins COVID-19 Tracker](#)



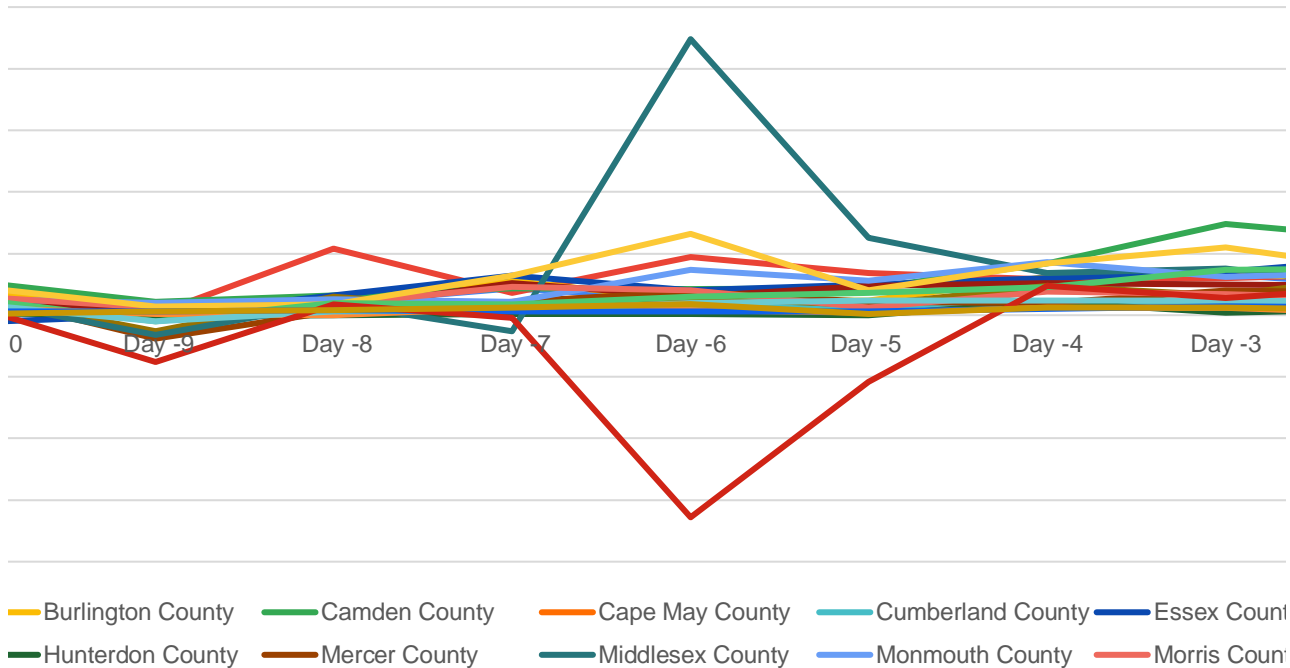
— Ocean County

— Passaic County



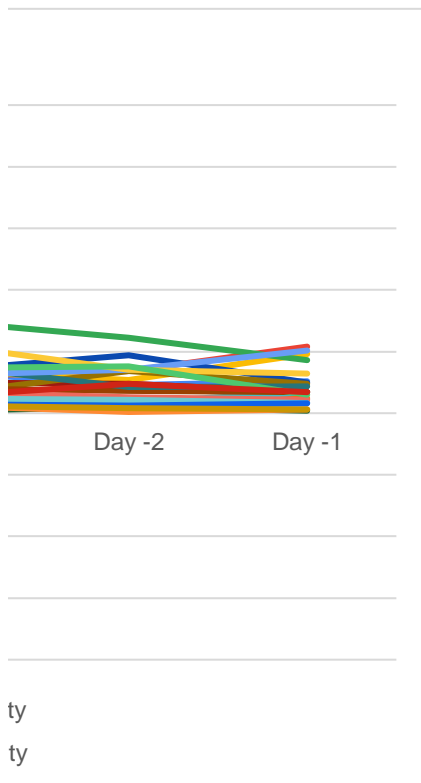
Day -11	Day -10	Day -9	Day -8	Day -7	Day -6
8	22	7	10	22	13
16	13	1	54	18	47
-11	21	2	8	28	12
5	27	11	16	22	21
2	3	2	3	3	2
2	1	1	3	9	7
-8	-6	0	16	32	20
0	12	4	5	26	15
6	15	-13	15	4	14
1	2	-1	0	1	1
1	16	-19	3	11	19
20	12	-16	10	-13	224
10	13	10	13	11	37
5	15	6	9	23	20
15	23	7	9	32	66
4	13	-5	10	9	15
2	6	1	0	6	4
2	9	-5	3	4	10
-1	3	3	4	3	3
-27	6	-38	9	-2	-164
4	1	3	4	6	9

Chart Title



— Salem County — Somerset County — Sussex County — Union County — Warren Coui

Day -5	Day -4	Day -3	Day -2	Day -1
8	20	33	23	26
34	29	30	34	54
12	31	34	27	48
22	42	74	61	43
5	9	4	8	12
5	8	10	9	17
25	30	35	47	25
24	26	25	24	17
8	24	16	34	24
0	11	2	5	2
11	10	20	18	17
63	34	38	21	22
28	43	31	35	51
6	19	17	13	11
20	42	55	35	32
18	23	37	38	15
2	6	6	1	3
12	12	12	11	8
3	5	7	6	8
-54	24	14	24	17
1	6	6	4	3



nty